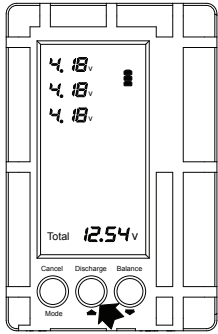
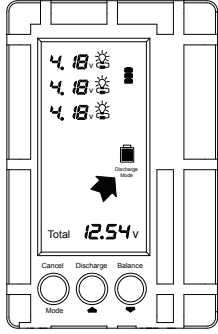



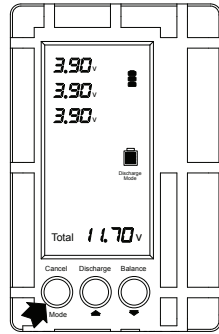
How to start battery discharge?




1. Push Discharge key

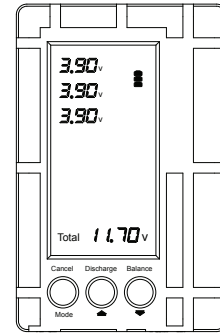


2. Discharge Mode show,  symbol start flash, it means start discharge mode.



3. When battery voltage down to above setting value,  signal will disappear, it means discharge is finished, push Cancel key to quit discharge mode.

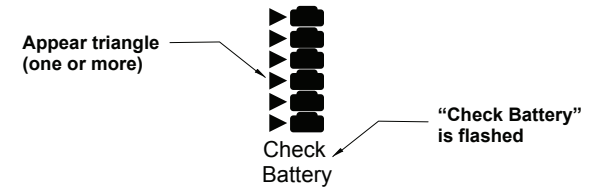
P.S. You can push Cancel key to stop discharge in anytime.



4. Return to standard mode.

P.S. The default setting for discharge cut-off voltage is 3.9 V (single Li-Polymer battery). You may adjust the cut-off voltage by yourself. Please inquire battery supplier for storage voltage, if you use Li-Fe battery please inquiry supplier and then setting.

When screen appears below :



When battery voltage is different above 0.2V, The screen will appear "Check Battery", please check your battery !!

P.S. When "Check Battery" appears, it can't balance or discharge.

Product specification:

Outline Dimension : 93.5 X 60 X 17 mm

Measureable battery type and amount :

Li-Polymer / Li-Fe 2 ~ 6 Cell
(standard voltage 7.4 V ~ 22.2 V using divided voltage joint)

Receiver battery 1.2 V ~ 8.5V DC

(Not limit battery type, but need external power 7.4~11.1V, use JST connector)

Balance voltage setting range(lower limit) :

2.0 V ~ 3.9 V(pre-setting value 3.2 V)

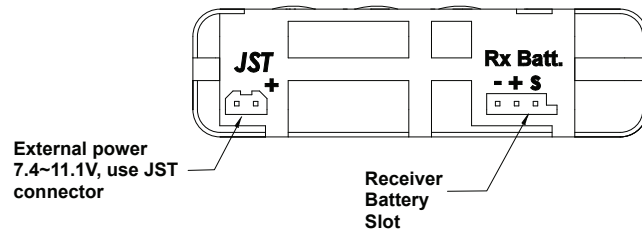
Discharge voltage setting range (lower limit) :

3.0 V ~ 4.2 V (pre-setting value 3.9 V)

Max. bleeding current : 450 mA (at 4.2V / cell)

Made in Taiwan

How to measure receiver battery ??



External power
7.4~11.1V, use JST
connector

Receiver
Battery
Slot

Balancer can measure voltage of receiver battery (not limit battery type), but have to use external power source !!

P.S. Using slot of receiver battery, no balance and discharge function.

MKS 廣運科技有限公司
MARK STAR Servo-tech Co.,Ltd.

MARK STAR Servo-tech Co., Ltd.

地址：宜蘭市北津路3-5號

No.3-5, Beijin Rd., YilanCity, YilanCounty 260, Taiwan(R.O.C.)

Tel : +886-3-9288272 Fax : +886-3-9285548

E-MAIL : info@mks-servo.com.tw , sales@mks-servo.com.tw